

IM Series

2-port Gigabit Ethernet and 4-port fast Ethernet interface modules for EDS-728/828 series Ethernet switches

Specifications

Gigabit Ethernet Interface Modules, IM-2G Series



IM-2GTX

IM-2GSFP

Interface

Fiber Ports: 1000BaseSFP slot

RJ45 Ports: 10/100/1000BaseT(X) auto negotiation speed and auto MDI/MDI-X connection

LED Indicators: Port status

Note: Please see page 1-69 for product information related to the SFP-1G series of Gigabit Ethernet SFP modules.

Power Requirements

Power Consumption (@ 24 V):

IM-2GTX: 2.96 W

IM-2GSFP: 3.04 W

Physical Characteristics

Dimensions: 24 x 65.9 x 101.1 mm (0.94 x 2.59 x 3.98 in)

Weight:

IM-2GTX: 150 g

IM-2GSFP: 148 g

Fast Ethernet Interface Modules, IM Series



IM-4TX

IM-2MSC/2TX
IM-2SSC/2TX

IM-2MST/2TX

IM-1LSC/3TX

IM-4MSC
IM-4SSC

IM-4MST

Interface

Fiber Ports: 100BaseFX ports (SC/ST connector)

RJ45 Ports: 10/100BaseT(X) auto negotiation speed, Full/Half duplex mode, and auto MDI/MDI-X connection

LED Indicators: PWR, P1, P2, P3, P4 port status

Optical Fiber

	100BaseFX		
	Multi Mode	Single Mode	Single Mode, 80 km
Wavelength	1300 nm	1310 nm	1550 nm
Max. TX	-10 dBm	0 dBm	0 dBm
Min. TX	-20 dBm	-5 dBm	-5 dBm
RX Sensitivity	-32 dBm	-34 dBm	-34 dBm
Link Budget	12 dB	29 dB	29 dB
Typical Distance	5 km ^a 4 km ^b	40 km ^c	80 km ^d
Saturation	-6 dBm	-3 dBm	-3 dBm

a. 50/125 μm, 800 MHz*km fiber optic cable

b. 62.5/125 μm, 500 MHz*km fiber optic cable

c. 9/125 μm single-mode fiber optic cable

d. 9/125 μm single-mode fiber optic cable (80 km)

Power Requirements

Power Consumption (@ 24 V):

IM-4TX: 1.52 W

IM-2MSC/2TX: 2.43 W

IM-2MST/2TX: 2.43 W

IM-2SSC/2TX: 2.43 W

IM-1LSC/3TX: 2.5 W

IM-4MSC: 6.6 W

IM-4MST: 6.6 W

IM-4SSC: 6.6 W

Physical Characteristics

Housing: IP30 protection

Dimensions: 40 x 127.8 x 100 mm (1.57 x 5.03 x 3.94 in)

Weight:

IM-4TX: 215 g

IM-2MSC/2TX: 245 g

IM-2MST/2TX: 250 g

IM-2SSC/2TX: 245 g

IM-1LSC/3TX: 235 g

IM-4MSC: 250 g

IM-4MST: 270 g

IM-4SSC: 270 g

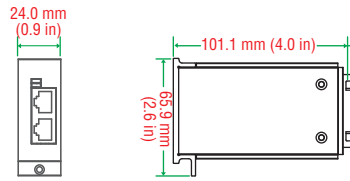
MTBF (mean time between failures)

Time: 620,000 hrs

Database: MIL-HDBK-217F, GB 25°C

Dimensions

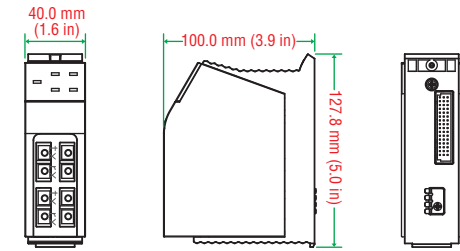
Gigabit Ethernet Interface Modules



Front View

Side View

Fast Ethernet Interface Modules



Front View

Side View

Rear View

: Ordering Information

Available Models (0 to 60°C)	Port Interface						
	Gigabit Ethernet		Fast Ethernet				
	10/100/1000BaseT(X)	1000BaseSFP*	10/100BaseT(X)	100BaseFX			
Multi-mode, SC Connector				Multi-mode, ST Connector	Single-mode, SC Connector	Single-mode, SC Connector, 80 km	
IM-2G Series							
IM-2GTX	2	–	–	–	–	–	–
IM-2GSFP	–	2	–	–	–	–	–
IM Series							
IM-4TX	–	–	4	–	–	–	–
IM-4MSC	–	–	–	4	–	–	–
IM-4MST	–	–	–	–	4	–	–
IM-2MSC/2TX	–	–	2	2	–	–	–
IM-2MST/2TX	–	–	2	–	2	–	–
IM-4SSC	–	–	–	–	–	4	–
IM-2SSC/2TX	–	–	2	–	–	2	–
IM-1LSC/3TX	–	–	3	–	–	–	1

* Please see page 1-69 for product information related to the SFP-1G series Gigabit Ethernet SFP modules.

SFP-1G Series

1G-port Gigabit Ethernet SFP modules



- > Compliant with IEEE 802.3z
- > Differential LVPECL inputs and outputs
- > TTL signal detect indicator
- > Hot pluggable LC duplex connector
- > Class 1 laser product, complies with EN60825-1



Specifications

Interface

Ethernet Ports: 1

Connectors: Duplex LC Connector or Simplex LC Connector (WDM-type only)

Note: WDM-type SFP modules must be used in pairs (e.g., SFP-1GXXALC and SFP-1GXXBLC)

Optical Fiber

	Gigabit Ethernet												
	SFP-SX	SFP-LSX	SFP-LX	SFP-LH	SFP-LHX	SFP-ZX	SFP-EZX	SFP-10A	SFP-10B	SFP-20A	SFP-20B	SFP-40A	SFP-40B
Wave-length	850 nm	1310 nm	1310 nm	1310 nm	1310 nm	1550 nm	1550 nm	TX 1310 nm, RX 1550 nm	TX 1550 nm, RX 1310 nm	TX 1310 nm, RX 1550 nm	TX 1550 nm, RX 1310 nm	TX 1310 nm, RX 1550 nm	TX 1550 nm, RX 1310 nm
Max. TX	-4 dBm	-1 dBm	-3 dBm	-2 dBm	1 dBm	5 dBm	5 dBm	-3 dBm	-2 dBm	-2 dBm	-2 dBm	2 dBm	2 dBm
Min. TX	-9.5 dBm	-9 dBm	-9.5 dBm	-8 dBm	-4 dBm	0 dBm	0 dBm	-9 dBm	-8 dBm	-8 dBm	-8 dBm	-3 dBm	-3 dBm
RX Sensitivity	-18 dBm	-19 dBm	-20 dBm	-23 dBm	-24 dBm	-24 dBm	-30 dBm	-21 dBm	-21 dBm	-23 dBm	-23 dBm	-23 dBm	-23 dBm
Link Budget	8.5 dB	10 dB	10.5 dB	15 dB	20 dB	24 dB	30 dB	12 dB	12 dB	15 dB	15 dB	20 dB	20 dB
Typical Distance	550 m ^a	2 km ^b	10 km ^c	30 km ^c	40 km ^c	80 km ^c	110 km ^c	10 km ^c	10 km ^c	20 km ^c	20 km ^c	40 km ^c	40 km ^c
Saturation	0 dBm	-3 dBm	-3 dBm	-3 dBm	-3 dBm	-3 dBm	-3 dBm	-1 dBm	-1 dBm	-1 dBm	-1 dBm	-1 dBm	-1 dBm

a. 50/125 μm, 400 MHz * km or 62.5/125 μm, 500 MHz * km @ 850 nm multi-mode fiber optic cable

b. 62.5/125 μm, 750 MHz * km @ 1310 nm multi-mode fiber optic cable

c. 9/125 μm single-mode fiber optic cable

Note: The actual communication distance depends on many factors, including connector loss, cable deployment, and the age of the cabling system. We recommend doing a link budget analysis and reserving a 3 dB margin for such factors.

Environmental Limits

Operating Temperature:

Standard Models: 0 to 60°C (32 to 140°F)

Wide Operating Temp. Models: -40 to 85°C (-40 to 185°F)

Storage Temperature: -40 to 85°C (-40 to 185°F)

Ambient Relative Humidity: 5 to 95% (non-condensing)

Regulatory Approvals

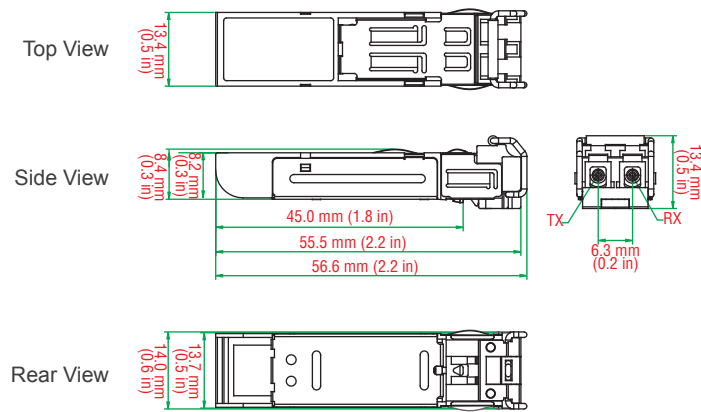
Safety: UL, TÜV

Warranty

Warranty Period: 3 years

Details: See www.moxa.com/warranty

Dimensions



: Ordering Information

SFP Modules

Available Models		Port Interface						
Standard Temperature (0 to 60°C)	Wide Temperature (-40 to 85°C)	1000BaseSX, LC Connector, 0.5 km	1000BaseLSX, LC Connector, 2 km	1000BaseLX, LC Connector, 10 km	1000BaseLH, LC Connector, 30 km	1000BaseLHX, LC Connector, 40 km	1000BaseZX, LC Connector, 80 km	1000BaseZX, LC Connector, 110 km
SFP-1GSXLC	SFP-1GSXLC-T*	1	-	-	-	-	-	-
SFP-1GLSXLC	SFP-1GLSXLC-T	-	1	-	-	-	-	-
SFP-1GLXLC	SFP-1GLXLC-T	-	-	1	-	-	-	-
SFP-1GLHLC	SFP-1GLHLC-T	-	-	-	1	-	-	-
SFP-1GLHXL	SFP-1GLHXL-T	-	-	-	-	1	-	-
SFP-1GZXLC	SFP-1GZXLC-T	-	-	-	-	-	1	-
SFP-1GEZXL	-	-	-	-	-	-	-	1

* SFP-1GSXLC-T: -20 to 75°C operating temperature

WDM-type (BiDi) SFP Modules

Available Models		Port Interface					
Standard Temperature (0 to 60°C)	Wide Temperature (-40 to 85°C)	1000BaseSFP, LC Connector, 10 km		1000BaseSFP, LC Connector, 20 km		1000BaseSFP, LC Connector, 40 km	
		TX 1310 nm, RX 1550 nm	TX 1550 nm, RX 1310 nm	TX 1310 nm, RX 1550 nm	TX 1550 nm, RX 1310 nm	TX 1310 nm, RX 1550 nm	TX 1550 nm, RX 1310 nm
SFP-1G10ALC	SFP-1G10ALC-T	1	-	-	-	-	-
SFP-1G10BLC	SFP-1G10BLC-T	-	1	-	-	-	-
SFP-1G20ALC	SFP-1G20ALC-T	-	-	1	-	-	-
SFP-1G20BLC	SFP-1G20BLC-T	-	-	-	1	-	-
SFP-1G40ALC	SFP-1G40ALC-T	-	-	-	-	1	-
SFP-1G40BLC	SFP-1G40BLC-T	-	-	-	-	-	1

The SFP-1G series modules can be used with the following products

- EDS-728/828 series:** IM-2GSFP series Gigabit Ethernet interface modules
- EDS-611/619 series:** 8+3G/16+3G-port compact modular managed Ethernet switches
- EDS-G509 series:** 9G-port full Gigabit managed Ethernet switches
- EDS-518A series:** 16+2G-port Gigabit managed Ethernet switches
- EDS-510A series:** 7+3G-port Gigabit managed Ethernet switches
- EDS-P510 series:** 7+3G-port Gigabit PoE managed Ethernet switches
- IKS-6526-2GTXSFP series:** 24+2G-port rackmount managed Ethernet switches
- PT and IKS series:** PM-7200-2G/4G series Gigabit Ethernet interface modules
- EDS-G308 series:** 8G-port full Gigabit unmanaged Ethernet switches
- EDR-G903 series:** Industrial Gigabit Firewall/VPN secure router
- IMC-101G series:** Industrial Gigabit media converters